

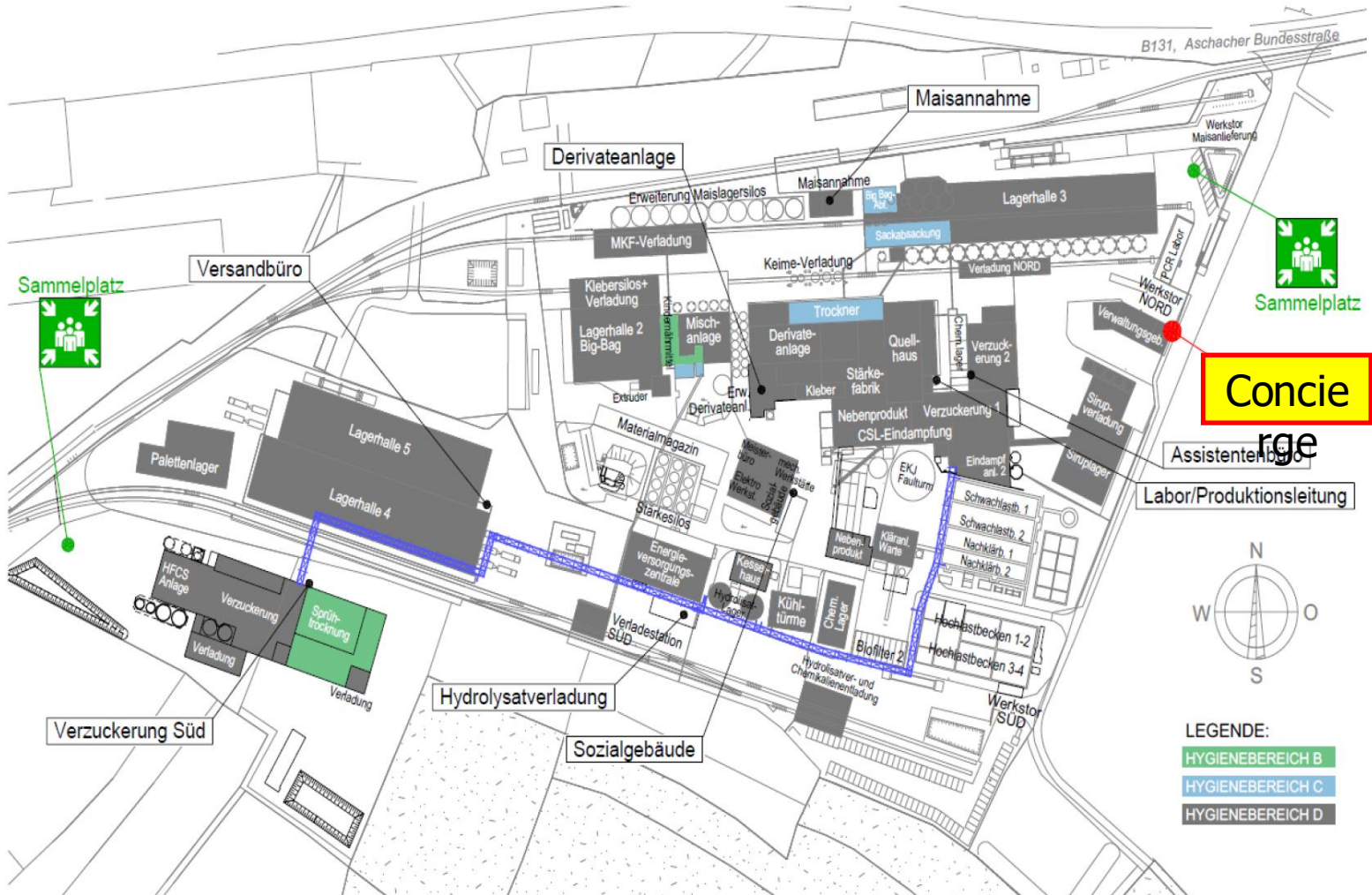


Welcome to AGRANA Stärke GmbH Plant Aschach – Safety and hygiene instruction for external companies

Created	Tested	Released	Output QM
OHSE/A.Stöttner	OHSE/M.Achter PSHM/C.Schöringhumer	WL/M.Humer	QM/V. Kreuzwieser, 26.01.2026



ASCHACH PLANT



Absolute smoking ban



Helmets must be worn



No photography



Obligation to wear protective clothing



Eating and drinking is only in the common rooms



Hygiene regulations Compliance



Wear hearing protection in noisy areas



Wear high-visibility clothing in the factory

Safety covers and barriers must never be removed or passed through.



ASCHACH PLANT ACCESS



Anyone entering the plant must first **register** with the porter. External companies **will receive** a **visitor pass** and a **site map** from the porter. The loss of a visitor pass must be reported immediately to the AGRANA contact person.

Every entry to and exit from the factory premises must **be registered** using the visitor badge!

When leaving the premises **for the last time** (end of assignment), the **visitor badge** must **be returned** to the porter.

In an emergency, call 122 or 144 or shift supervisor +43 7273 6441 **18830**



Observe **EX zones**, ask if necessary.



The Road Traffic Regulations apply throughout the entire factory premises!
Forklift trucks always have right of way.



ASCHACH PLANT

Briefing and access to parts of the building:

Briefing is provided by the relevant contact person at the AGRANA plant.

Entering areas that are not related to your work assignment is prohibited!

A release certificate is required for work on the process engineering plant.

A filter mask must be worn when working in dusty areas.

Driving on containers, pits and collector passages is only permitted with a driving permit after clearance measurements have been carried out.

There is a strict ban on alcohol on the premises. Entering the premises under the influence of alcohol, medication or drugs is prohibited and will result in immediate expulsion.





MORE THAN JUST RULES

Nine lifesavers:

- 1. Only work at height with safety equipment.**
- 2. Avoid staying in risk areas.**
- 3. Do not work without authorisation.**
- 4. Never bypass or remove protective equipment.**
- 5. Do not enter confined spaces without authorisation.**
- 6. Do not drive without a seat belt.**
- 7. Switch off energy sources and secure them against being switched back on.**
- 8. Only carry out work involving fire hazards with a hot work permit.**
- 9. Do not stand under raised loads.**

So that we can return home safely in the evening.



OUR RULES FOR SAFE WORKING

Responsibilities:

A competent person must be appointed for each external company work group.

This person must:

- have authority over their employees
- be proficient in the German language
- be present on site at all times
- have access to all training courses for his employees

If the person is unable to be on site at all times, a representative must be appointed and the relevant contact person at the AGRANA plant must be informed.



SAFETY INSTRUCTIONS

Before commencing work, the contractor's responsible person must obtain information about the special safety measures in the relevant plant from the responsible Agrana contact person. This applies separately to each individual assembly, cleaning and construction project.

The Agrana contact person must be notified at the end of each day's work.

Based on this information, it is the contractor's responsibility to instruct all of its own employees who are required for this work and to keep records of this.

For non-German-speaking employees, the contractor must provide a German-speaking contact person for both the instruction and the entire construction period.

If there is a change in personnel during an assembly, cleaning or construction project, the contractor is responsible for providing proper instruction and keeping records.



WHAT TO DO IN AN EMERGENCY **ALARMIERUNGSSIGNAL:**

First aid:

- WHO** reports?
- WHERE** did the accident happen?
- WHAT** happened?
- HOW MANY** people were injured?
- WHAT** type of injury?

In an emergency, call 144 or
Shift supervisor +43 7273 6441 18830



Escape route

Eye wash station



Emergency shower

First aid kit



Fire:

- WHO** is calling?
- WHERE** is the fire?
- WHAT** is on fire?
- HOW MANY** people are injured?
- WHAT** type of injury?

Zweitonsignal



In an emergency, call 122 or

Shift supervisor +43 7273 6441 18830

If a **fire** is discovered, **immediately press** the nearest push-button alarm **before attempting to extinguish the fire** yourself, even if the evacuation alarm is already sounding.

Never enter areas that are already **filled with smoke**.

If your own life is in danger, do not attempt to rescue anyone and alert the emergency services to the people in danger.



FIRE PROTECTION AND WORKING MATERIALS

Fire protection:

- A hot work permit is required for hot work.
- Fire doors must not be blocked; do not use lifts.
- When the evacuation alarm sounds, stop work immediately and proceed to the nearest assembly point.
- Before taking water from the hydrant network, consult the shift supervisor on +43 7273 6441 18830 and, if necessary, a pressure reducer must be used.

Hazards posed by working materials:

- A wide variety of hazardous working materials are used in the production process and for cleaning the plant. Only specially trained personnel are permitted to handle these substances.
- **During CIP operation**
, protective equipment must be worn at all times.



HEALTH REQUIREMENTS FOR PERSONS IN HYGIENE AREAS

Employees of external companies are not permitted to work in hygiene areas if they have

- **infected wounds**


(pus)

- **skin diseases**

(eczema)

- **notifiable diseases**

(e.g. typhoid fever, cholera, infections caused by salmonella, shigella, campylobacter, yersinia, toxin-producing Escherichia coli, viral food poisoning such as noroviruses, enteroviruses or rotaviruses, transmissible dysentery (amoebic dysentery), infectious hepatitis A and E, or the excretion of the corresponding pathogens.)



or if they are **carriers of pathogens!**



HYGIENE ZONES

OVERVIEW OF HYGIENE REQUIREMENTS

Zone D represents the basis

Zone C, B → additional hygiene requirements

The entrances to the zones are marked in the corresponding colour:



Corn reception Zone D
Starch factory Zone D and dryer Zone C
Derivatives plant Zone D
Saccharification 1+2+3+4 Zone D
Spray drying Zone B

Baby food (=roller drying) Zone B
Extruder Zone D
Mixing plant (=ReadyMix) Zone D
Storage incl. bulk loading Zone D



OVERVIEW OF HYGIENE REQUIREMENTS

HYGIENE ZONE D

If you visit or work in an area that is located in Zone D or has been temporarily defined as Zone D, you must wear clean (work) clothing. **Eating, drinking, chewing gum, spitting and wearing jewellery is prohibited.**

HYGIENE ZONE C

If you visit or work in an area where hygiene zone C applies, wear a **hair net** and, if your beard is longer than 0.5 cm, a **beard cover**. Put a **disposable gown** or visitor's gown over your clean clothes and either **put on disposable shoe covers** or clean your **shoes** in accordance with the local regulations. Wash and disinfect your hands before entering.



OVERVIEW OF HYGIENE REQUIREMENTS

HYGIENE ZONE B

If you are visiting or working in an area where hygiene zone B applies, put on a **hair net** and, if your beard is longer than 0.5 cm, a **beard cover**. Put on the prescribed visitor clothing in accordance with the regulations in the airlock (e.g. **disposable coat, visitor coat, disposable trousers**). Put on **disposable overshoes** when crossing the bench. Wash and disinfect your hands before entering.



ORDER AND CLEANLINESS IN THE WORKPLACE

Every workplace must be kept tidy and clean.

If the contractor fails to fulfil its obligation to keep the workplace clean, AGRANA may have the necessary disposal and clean-up work carried out by third parties at the contractor's expense.

**Für Ordnung
und Sauberkeit ist
jeder
verantwortlich!**

- Keep doors and windows closed at all times
- Remove foreign objects and any loose parts at the end of each working day (do not flush them down the drain!!!)
- Put away tools, equipment and other items
- Proper waste separation and disposal
- Wear hearing protection only with cord safety device
- In the event of glass breakage, notify the Agrana contact person immediately



SPECIAL REQUIREMENTS IN THE WORK AREA

■ **At the beginning, on-site briefing by Agrana employees:**

- Bringing in and deploying work equipment (where, how)
- Access (how, where)
- Toilets (where, which)
- Food and drink (where)
- Specific topics (which)
- Waste separation and disposal (where)
- Lowering of hygiene zone (where, what requirements)

■ **Completion of work:**

- Remove foreign objects and any loose parts
- Dispose of rubbish, put tools away
- Restore hygienic conditions at the plant immediately
- Daily inspection by Agrana contact person



WORK ON THE PLANT

WORK RELEASE

A work permit is required for all work carried out at the Aschach plant. To obtain a permit, you must inform the AGRANA representative (employee) of **the type and location of the work, as well as the materials and equipment** required.

The **safety measures** ticked on the work permit **must be observed** during the work.

A copy of the work permit must be kept at the place of work.

At the end of the work or when the approval expires, the completion notification must be signed and the form returned to the control room!

Werk Aschach	Instandhaltungs – Auftrag Nr.: _____	Datum: _____
Technischer Platz / Equipment: _____		Von: _____
Reparaturgrund: _____		Bis: _____

Gefahren durch Arbeitsstoff **Arbeitsstoff Bezeichnung**

explosiv brennbar brandfördernd ätzend karzinogen reizend umweltgefährlich giftig Dampf

BAW beilegen, CIP Reste berücksichtigen!

keine Gefahren durch Arbeitsstoffe

Gefahren durch die Anlage

Über- oder Unterdruck im Apparat Verwechslungsgefahr
 Ex-Bereich Bewegte Teile
 Brandgefährliche Stäube/Gase/Flüssigkeiten im oder um den Apparat
 Erstickungsgefahr, schlechte Be- und Entlüftung, räumliche Enge

keine Gefahren durch die Anlage

Gefahren durch Tätigkeit

Besteht die Gefahr des Entstehens von Funken (Hämmern, Bohren, trennen, Schleifen, Schweißen)?
 Besteht die Gefahr des Freiwerdens von Gasen, Dämpfen, Stäuben? Lärm oder Vibration
 Herabfallen von Gegenständen / Lasten Arbeiten in Höhen >1m
 Andere Tätigkeiten daneben / darunter / darüber keine Gefahren durch Tätigkeit

Sicherheitsmaßnahmen durch den Betrieb

Anlagenteil außer Betrieb Anlagenteil gespült
 Anlagenteil entleert Anlagenteil entspannt
 Anlagenteil gasfrei frei von gefährlichen Stoffen
 Anlagenteil abgetrennt Zusatzmaßnahmen erforderlich
 Zusatzmaßnahmen: _____ keine Sicherheitsmaßn. notwendig

unterschrift Betreiber

Sicherheitsmaßnahmen durch Schaltberechtigten bis 1000V

Folgende Teile sind auszusichern: _____ Ausgesichert durch, am/um: _____

unterschrift Schaltberechtigter

Sicherheitsmaßnahmen während der Arbeit

offenes Licht & Rauchen verboten Helmtragepflicht am gesamten Gelände
 Gehörschutz Handschutz
 Schutzbrille geschlossen Chemie Schutzanzug
 Absturzsicherung Atemschutz Schutzkategorie _____

Funkenfreies Werkzeug Gasmessgerät am Körper
 kein alleiniges Arbeiten Sicherheitsmaßnahmen verstanden und durchgeführt

Arbeitsbereich absperren Behälterlaubnisschein Nr.: _____
 Gefahr für Lebensmittel- Futtermittelsicherheit Zusätzliches: _____
 Heiðarbeitschein Nr.: _____

Datum	Ausführung durch (Name, Firma)	Ausführende Arbeit	Unterschrift Ausführender	Heið arbeitschein	Gefahr arbeitschein	Unterschrift Fertigmeldung	Unterschrift Eingesichert	Unterschrift Betreiber

Fertigmeldung

Arbeiten durchgeführt, Sicherheitsabdeckungen ordnungsgemäß angebracht, Sicherungsmaßnahmen entfernt, die gesamte Arbeitsmannschaft ist abgezogen.

Anlagenteil unter Energie:
 Spül- /Lösch- /Steuer- /Abreinigungsmedien in Betriebsstellung
 Nicht überwachte Handklappen in Betriebsstellung
 Produktberührte Anlagenteile gereinigt und frei von potenziellen Fremdkörpern und Rückständen
 Arbeitsbereich geräumt und gereinigt
 Anlagenteil für die Produktion freigegeben

Name in Blockschrift: _____

unterschrift Betreiber

Im Notfall +43 7273 6441 18011 wählen **EU Notruf 112**
Feuerwehr 122, Rettung 144, Polizei 133 bei Firmentelefon 0 vorwählen



THE SPECIFIC HAZARDS OF **WORKING AT HEIGHT**

Ladders and scaffolding:

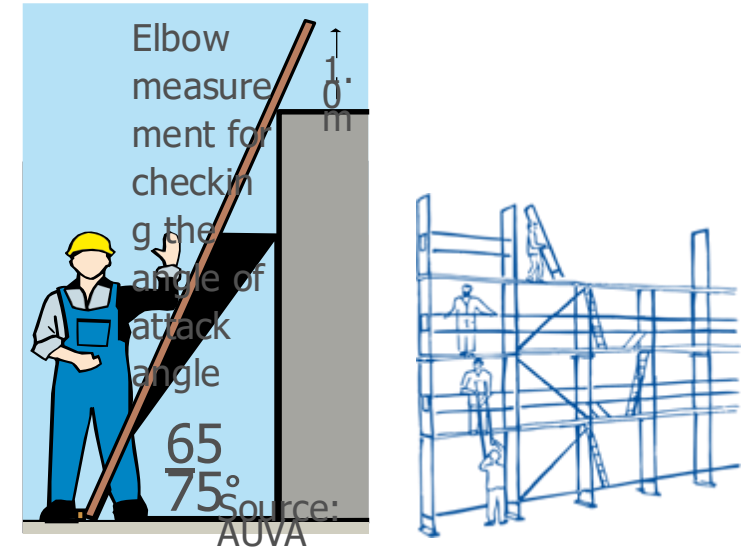
Ladders and scaffolding must be erected in accordance with the relevant legal provisions.

If work can only be carried out outside the scaffolding in the structure, all workers must be secured with safety harnesses.

Work may only be carried out on approved scaffolding.

Aerial work platforms:

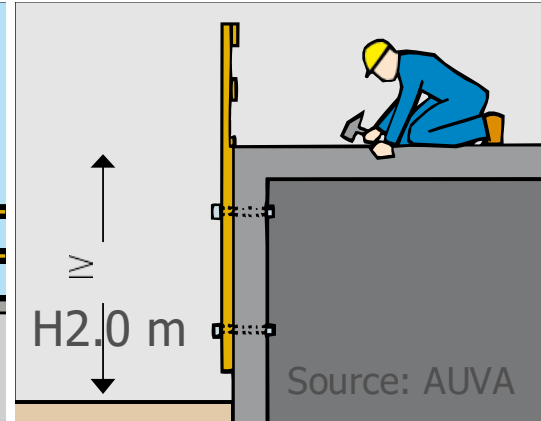
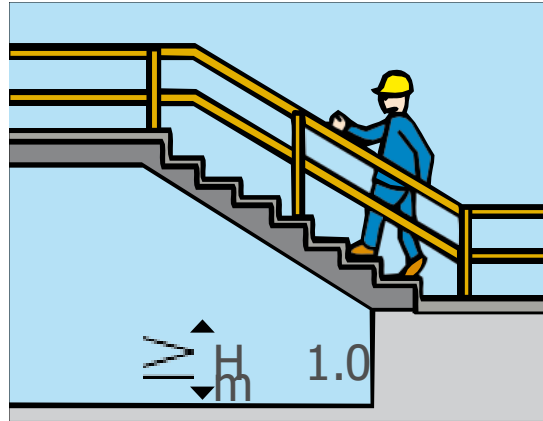
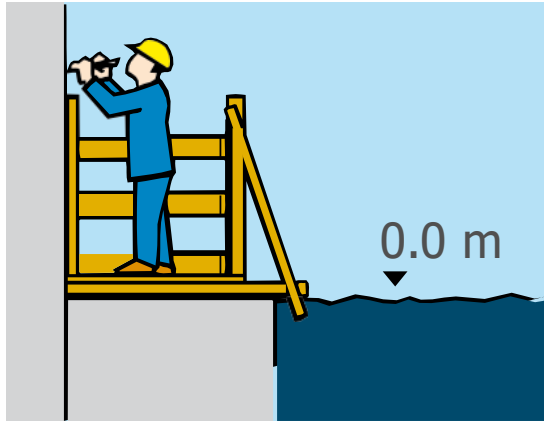
When working with the work platform, suitable PPE must always be used in accordance with regulations. Ensure that the ground is suitable!





SCAFFOLDING, LADDERS, PLATFORMS, PLANT COMPONENTS, PEDESTALS, ROOFS, CONTAINERS

WORKPLACES AT HEIGHT



Workplaces at height, only with fall protection (if there is a risk of sinking, always use fall protection) If no railing is available, a safety harness must be used.

Working above each other without a protective roof poses a particular hazard. It is therefore prohibited for employees to work above each other at the same time. Falling objects increase the risk of accidents.

Scaffolding must be erected in accordance with the relevant legal provisions. Work may only be carried out on approved scaffolding.

Always ensure you have a secure footing. Scaffolding is always preferable to a ladder.



GOLDEN SAFETY RULES



RESPECT



I follow the rules, and I lead by example.
I walk on the right path and wear my PPE where it is required.
I am responsible for a safe and clean workplace.

AWARENESS



I pay attention to other people's safety.
I stay alert and respect safety warnings.
I say „STOP“ if needed when the safety situation requires it.

COMMITMENT



I think first and then consciously act safely.
I contribute and motivate my coworkers to improve safety.
I report all incidents and encourage others to do so.

SAFETY FIRST
Because you matter.

